R-1663 IMAGE MEDIA 28-33-01 250 8-82 GMBF

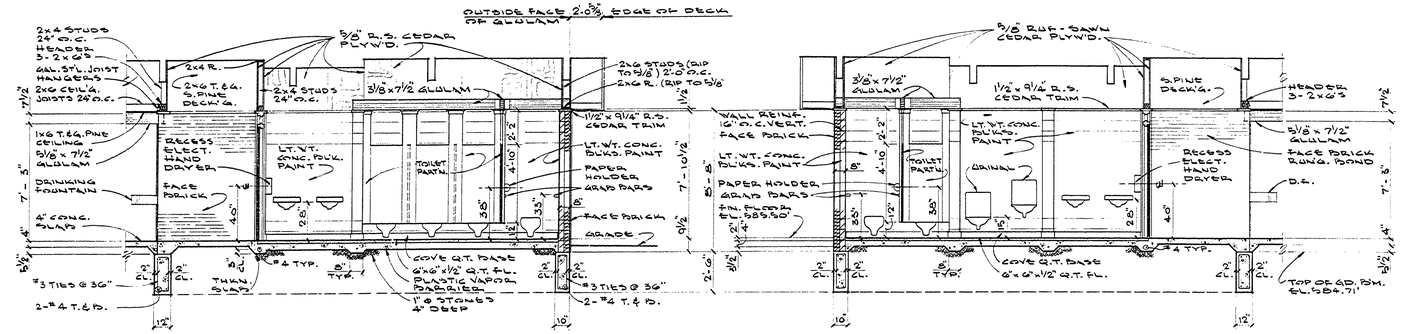

NORTH ELEV. WOMEN'S TOILET

SC. 1/4" = 1'-0"

SOUTH ELEV. MEN'S TOILET

SC. 1/4" = 1'-0"

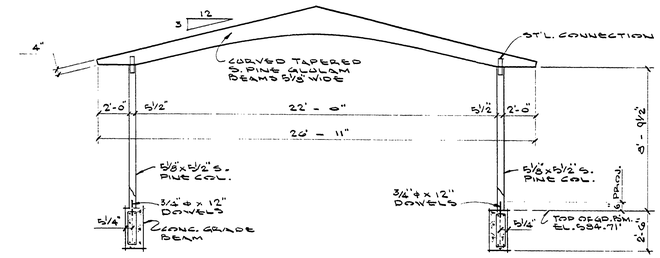

FRAMING ELEV. THRU TOILET

SC. 1/4" = 1'-0"

NOTE:
ALL ST'L. CONNECTIONS FOR GLULAM BMS. & COLS. SHALL BE FURNISHED & DESIGNED BY GLULAM MFGR. OR UNLESS OTHERWISE INDICATED.

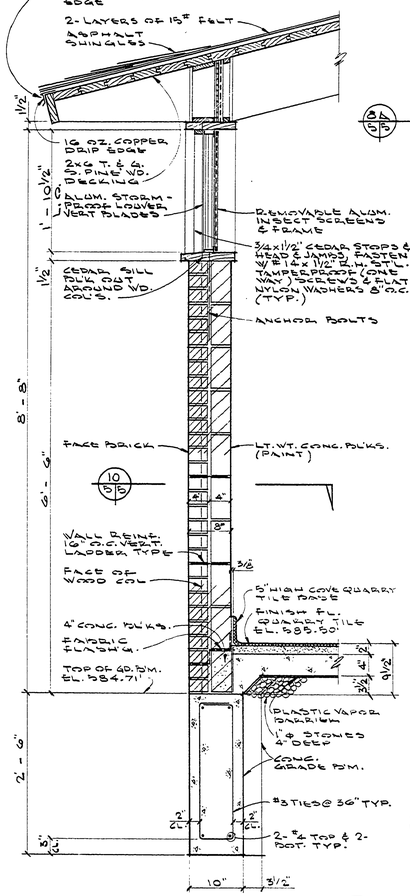

WALL DETAIL 9/4 5

SC. 1" = 1'-0"

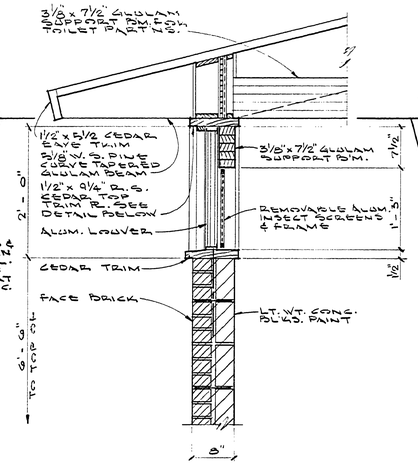

WALL DETAIL 8/4 5

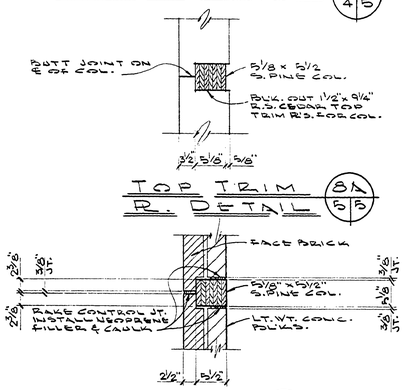

DETAIL 10/5 5

SC. 1" = 1'-0"

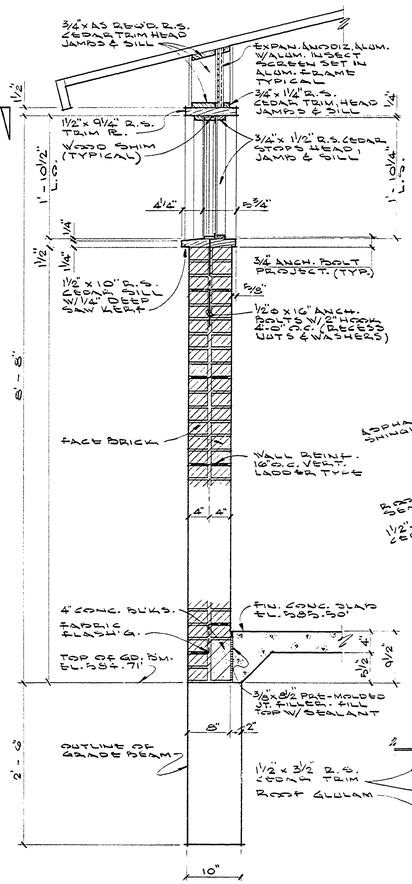

WALL DETAIL 11/4 5

SC. 1" = 1'-0

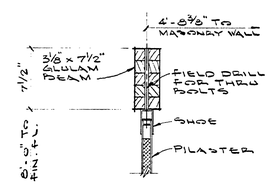

TYPICAL TOILET PART'N. SUPPORT BEAM DETAIL

SC. 1½" = 1'-0"

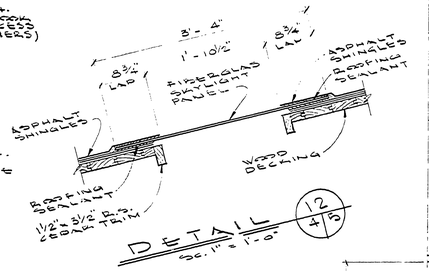

DETAIL 12/4 5

SC. 1" = 1'-0"

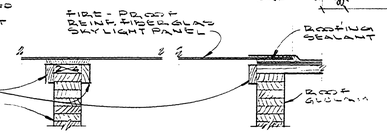

DETAIL 13/4 5

SC. 1" = 1'-0"

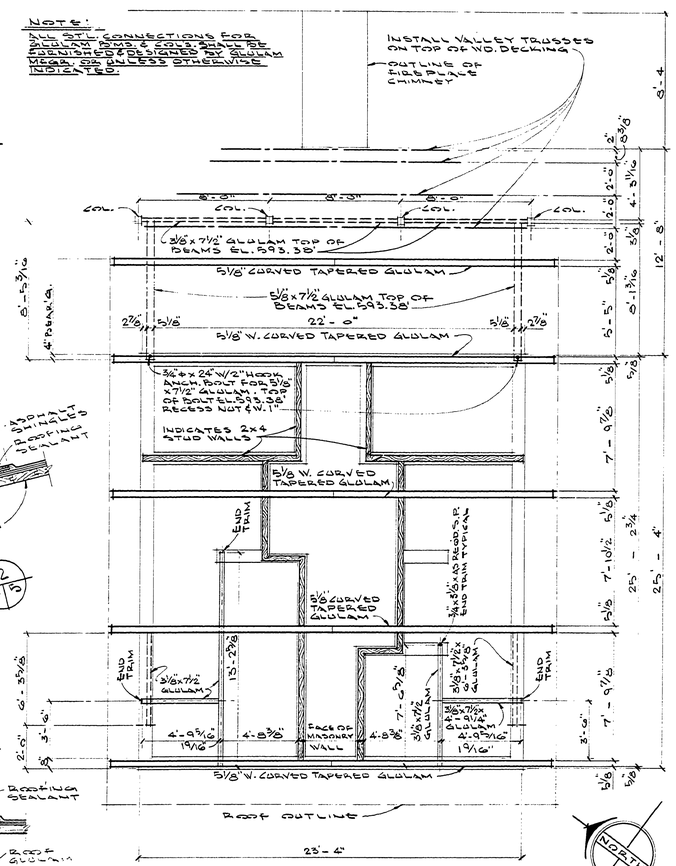

PARTIAL FRAMING ROOF PLAN

SCALE 1/4" = 1'-0"

SURVEYED BY		DRAWN BY		NO.	DATE	BY	REVISIONS	NO.	DATE	BY	REVISIONS
DESIGNED BY		CHECKED BY		1.				3.			
	DATE		DATE	2.				4.			

MICHIGAN
DEPARTMENT OF NATURAL RESOURCES

ROOF FRAMING PLAN ELEVATIONS & DETAILS
SHEET TITLE

DAY CITY STATE PARK
AREA OR PARK
PICNIC TOILET AND SHELTER BUILDING
PROJECT

PROJECT NO. 24-25-16
SHEET 5 OF 8
PLAN NO. A-113